



PUBLIC NOTICE

FEDERAL COMMUNICATIONS COMMISSION
445 12th STREET, S.W.
WASHINGTON, D.C. 20554

News Media Information: (202) 418-0500
Fax-On-Demand: (202) 418-2830
Internet: <http://www.fcc.gov>
<ftp.fcc.gov>

DA 00-1639
July 24, 2000

AUCTION OF LICENSES FOR 800 MHz SPECIALIZED MOBILE RADIO (SMR) SERVICES IN THE GENERAL CATEGORY BAND (851-854 MHz) AND UPPER BAND (861-865 MHz)

Status of FCC Form 175 Applications to Participate in the Auction

Report No. AUC-34-E (Auction No. 34)

The Federal Communications Commission ("FCC") has received 31 FCC Form 175 applications to participate in Auction No. 34 scheduled to begin on Wednesday, August 16, 2000, for 1,053 licenses in the 800 MHz Band. The applications have been reviewed for completeness and compliance with the Commission's rules, and have been classified into the following categories:

ACCEPTED FOR FILING..... 12 Applications

INCOMPLETE..... 19 Applications

Accepted: Applications accepted for filing are listed in Attachment A. **These applicants will become qualified bidders upon receipt of the required upfront payment due by 6:00 p.m. ET on Monday, July 31, 2000.**¹ With respect to the FCC Form 175 applications, these applicants need take no further action except as may be necessary to maintain the accuracy of their applications.² Also, applicants are advised that Attachment A includes FCC account numbers that were automatically created by the FCC software system for each applicant, and which are applicable for bidding only.

¹ See 47 C.F.R. § 1.2106.

² See 47 C.F.R. § 1.65.

Incomplete: Applications found to be incomplete are listed alphabetically in Attachment B. Applicants whose FCC Form 175 applications have been deemed incomplete will receive overnight correspondence indicating what information is required to make the applications acceptable for filing. **These applicants may become qualified bidders only if they: (1) resubmit their applications by 6:00 p.m. ET on Monday, July 31, 2000, to correct the minor deficiencies indicated; and (2) make the required upfront payments by 6:00 p.m. ET on Monday, July 31, 2000.** Applicants must also maintain the accuracy of their FCC Form 175 applications as required by the Commission's rules.³ In addition, applicants are advised that Attachment B includes FCC account numbers that were automatically created by the FCC software system for each applicant. These account numbers are applicable for bidding purposes only, should the applicant become eligible to participate in Auction No. 34.

The filing window for resubmitting FCC Form 175 applications is now open. Corrected applications must be filed no later than **6:00 p.m. ET on Monday, July 31, 2000.** This will be the only opportunity to cure FCC Form 175 defects; late resubmissions will not be accepted. In addition, if an application remains incomplete or otherwise deficient after the resubmission deadline has passed, the application will be rejected.

UPFRONT PAYMENT DEADLINE

Upfront payments and accompanying FCC Remittance Advice (FCC Form 159) for Auction No. 34 are due at Mellon Bank, Pittsburgh, Pennsylvania, **by 6:00 p.m. ET on Monday, July 31, 2000.** Payments must be made by wire transfer and applicants must include their Taxpayer Identification Numbers (TIN). No other payment method is acceptable for this auction.⁴ **Applicants are reminded to use their TIN and not their FCC Account Numbers on the FCC Remittance Advice (FCC Form 159).**

Applicants that have filed applications deemed to be incomplete, as noted in this public notice, must submit timely and sufficient upfront payments before the Commission will review their resubmitted applications. If such an application remains incomplete following its resubmission, the application will be dismissed. If the applicant has provided its Taxpayer Identification Number (TIN) and wire transfer instructions, the upfront payment will be refunded automatically.

OTHER IMPORTANT INFORMATION

Internet Access and Filing: Effective Monday, July 17, 2000, the Bureau permitted the filing of FCC Form 175 via the Internet. As a result, two of the attachments previously provided in the *Auction No. 34 Announcing Public Notice* have been updated.⁵ Specifically, the Bureau has

³ *Id.*

⁴ *Id.*

⁵ See "Auction of Licenses for 800 MHz Specialized Mobile Radio (SMR) Service in the General Category Band (851-854 MHz) and Upper Band (861-865 MHz); Auction Notice and Filing Requirements for 1,053 Licenses

amended Attachment C and Attachment H. The amended attachments are included in this public notice as Attachment C and D.

Qualified Bidders: Approximately one week after upfront payments have been received, resubmitted FCC Form 175 applications have been processed and reviewed, and payments and applications have been correlated, a public notice listing all applicants qualified to bid in the auction will be released. The same public notice will also include instructions on how to access the auction tracking tool software, a bidding schedule for the Mock auction, and the bidding schedule for the first day of the auction.

Prohibition of Collusion: Bidders are reminded that Section 1.2105(c) of the Commission's Rules prohibits applicants for the same geographic license area from communicating with each other during the auction about bids, bidding strategies, or settlements unless they have identified each other as parties with whom they have entered into agreements under Section 1.2105(a)(2)(viii). For Auction No. 34, this prohibition became effective at the filing deadline of short-form applications on Monday, July 17, 2000, and will end on the post-auction down payment due date. The post-auction down payment due date will be announced in a future public notice. If parties had agreed in principle on all material terms, those parties must have been identified on the short-form application under Section 1.2105(c), even if the agreement had not been reduced to writing. If parties had not agreed in principle by the filing deadline, an applicant should not have included the names of those parties on its application, and must not have continued negotiations with other applicants for licenses in the same geographic area.⁶ For further details regarding the prohibition against collusion refer to the *Auction No. 34 Announcing Public Notice*.

In addition, applicants are reminded that they are subject to the antitrust laws, which are designed to prevent anti-competitive behavior in the marketplace. Winning bidders will be required to disclose in their long-form applications the specific terms, conditions and parties involved in all bidding consortia, joint ventures, partnerships, and other arrangements entered into relating to the competitive bidding process. Bidders found to have violated the anti-collusion rule may be subject to sanctions.⁷

Ex Parte Rule: Applicants should also be aware that the Commission has generally exempted auction proceedings from the strict requirements of the *ex parte* rule found in Section 1.2108⁸ of the Commission's rules.⁹

in the 800 MHz SMR Service for the General Category Auction; Auction Rescheduled from August 23, 2000 to August 16, 2000; Minimum Opening Bids and Other Procedural Issues," *Public Notice*, DA 00-1100 (rel. May 18, 2000) ("*Auction No. 34 Announcing Public Notice*") for detailed remittance and upfront payment information. This and other documents are available on the FCC website at: <http://www.fcc.gov/wtb/auctions>.

⁶ "Wireless Telecommunications Bureau Clarifies Spectrum Auction Anti-Collusion Rules," *Public Notice*, DA 95-2244 (rel. October 26, 1995), 11 FCC Rcd 9645 (1995).

⁷ See 47 C.F.R. §§ 1.2105(c), 1.2107(d), and 1.2109(d).

⁸ 47 C.F.R. §1.2108.

Mock Auction: All applicants found to be qualified bidders are eligible to participate in a mock electronic auction on **Monday, August 14, 2000**. In the *Qualified Bidders Public Notice*, the Bureau will announce when software for the mock auction will be posted on the World Wide Web.

Remote Bidding Software: Applicants are reminded that qualified bidders are eligible to bid either electronically or telephonically. To bid electronically, applicants should complete the software order form included in the *Auction No. 34 Announcing Public Notice* or contact the Auctions Hotline at (717) 338-2888. To ensure timely delivery of remote bidding software before the auction begins, the Commission requests receipt of software orders by **5:30 p.m. ET on Tuesday, August 1, 2000**. The minimum hardware and software specifications required for the FCC remote bidding system are listed below:

- CPU: Intel ® Pentium or above
- RAM: 16 MB (more recommended if you have multiple applications open)
- Hard Disk: 33 MB available disk space
- 1.44 MB Floppy Drive or CD-ROM Drive (to install the Remote Bidding System)
- Modem: v.32bis 28.8 kbps Hayes© compatible modem (56.6 kbps recommended)
- Monitor: VGA or above
- Mouse or other pointing device
- Microsoft® Windows™ 95™ or 98™
- We recommend that you use Netscape® Communicator™ 4.73. However, you can also use Netscape Communicator 4.7 or 4.72.

To download Netscape Communicator 4.73 free of charge, access the Netscape download site at <http://home.netscape.com/download/>

Note: The FCC Remote Bidding System has not been tested in a Macintosh, OS/2, or Windows NT™ environment. Therefore, the FCC will not support operating systems other than Microsoft Windows 95 or 98. This includes any other emulated Windows environment.

Long-Form Applications: All applicants should be aware that at the long-form application stage, they will be subject to the more extensive reporting requirements contained in the Commission's Part 1 ownership disclosure rule.¹⁰

Bidder Alerts: All applicants must certify on their FCC Form 175 applications under penalty of perjury that they are legally, technically, financially and otherwise qualified to hold a license, and not in default on any payment for Commission licenses (including down payments) or

⁹ See 47 C.F.R. §1.202(d) note (1); see also "Commission Announces that Mutually Exclusive 'Short-Form' Applications (Form 175) to Participate in Competitive Bidding Process ('Auctions') Are Treated as Exempt for Ex Parte Purposes," *Public Notice*, 9 FCC Rcd 6760 (1994).

¹⁰ See 47 C.F.R. § 1.2112(b).

delinquent on any non-tax debt owed to any Federal agency. Prospective bidders are reminded that submission of a false certification to the Commission is a serious matter that may result in severe penalties, including monetary forfeitures, license revocations, exclusion from participation in future auctions, and/or criminal prosecution.

Information about deceptive telemarketing investment schemes is available from the FTC at (202) 326-2222 and from the SEC at (202) 942-7040. Complaints about specific deceptive telemarketing investment schemes should be directed to the FTC, the SEC, or the National Fraud Information Center at (800) 876-7060. Consumers who have concerns about specific proposals may also call the FCC National Call Center at (888) CALL-FCC ((888) 225-5322).

* * * * *

For questions about payment or instructions for wiring upfront payments, contact Gail Glasser or Michelle Bennett, Auctions Accounting Group, at (202) 418-1995.

For specific questions about an applicant's incomplete status, the applicant should contact the staff attorney identified in the correspondence sent to the applicant by overnight mail.

For additional information, contact: M. Nicole Oden, Auctions Legal Branch at (202) 418-0660 (regarding legal questions); Linda Sanderson, Auctions Operations (regarding bidding and general filing status) or Bob Reagle, Analyst, Auctions Operations (regarding bidding) at (717) 338-2888.


- **FCC** -

FCC 800 MHz SMR General Category Auction

ATTACHMENT A

Form 175 Accepted List (Initial)

Auction ID: 34



(Sorted by Applicant)

Date of Report: **7/21/00**

The following Form 175 Applicants have been judged 'Acceptable' and have applied for the following licenses:

FCC Account #	Name	Waiver Requested
0341410075	A.R.C., Inc.	
The following License(s):		
ALL		
0341241545	Arthur Patrick	
The following License(s):		
BEA125-D	BEA125-DD	BEA125-E
BEA125-EE	BEA125-F	BEA125-FF
BEA126-D	BEA126-DD	BEA126-E
BEA126-EE	BEA126-F	BEA126-FF
0341611285	Centre Communications, Inc.	
The following License(s):		
BEA009-D	BEA009-DD	BEA009-E
BEA009-EE	BEA009-F	BEA009-FF
BEA011-D	BEA011-DD	BEA011-E
BEA011-EE	BEA011-F	BEA011-FF
0341421533	Electronic Maintenance Co., Inc.	
The following License(s):		
BEA084-D	BEA084-DD	BEA084-E
BEA084-EE	BEA084-F	BEA084-FF
0340202405	L.P. Ganacias Enterprises, Inc.	
The following License(s):		
ALL		
0340316286	Linda Sue and Herschel Bruce Williamson	
The following License(s):		
ALL A		
ALL B		
ALL C		
BEA002-D	BEA002-DD	BEA002-E
BEA002-EE	BEA002-F	BEA002-FF
BEA003-D	BEA003-DD	BEA003-E
BEA003-EE	BEA003-F	BEA003-FF
BEA004-D	BEA004-DD	BEA004-E
BEA004-EE	BEA004-F	BEA004-FF
BEA005-D	BEA005-DD	BEA005-E
BEA005-EE	BEA005-F	BEA005-FF
BEA006-D	BEA006-DD	BEA006-E
BEA006-EE	BEA006-F	BEA006-FF
BEA007-D	BEA007-DD	BEA007-E
BEA007-EE	BEA007-F	BEA007-FF
BEA008-D	BEA008-DD	BEA008-E
BEA008-EE	BEA008-F	BEA008-FF
BEA009-D	BEA009-DD	BEA009-E
BEA009-EE	BEA009-F	BEA009-FF
BEA010-D	BEA010-DD	BEA010-E
BEA010-EE	BEA010-F	BEA010-FF
BEA011-D	BEA011-DD	BEA011-E
BEA011-EE	BEA011-F	BEA011-FF
BEA012-D	BEA012-DD	BEA012-E
BEA012-EE	BEA012-F	BEA012-FF
BEA013-D	BEA013-DD	BEA013-E
BEA013-EE	BEA013-F	BEA013-FF
BEA014-D	BEA014-DD	BEA014-E
BEA014-EE	BEA014-F	BEA014-FF
BEA015-D	BEA015-DD	BEA015-E
BEA015-EE	BEA015-F	BEA015-FF

FCC 800 MHz SMR General Category Auction

ATTACHMENT A

Form 175 Accepted List (Initial)

Auction ID: 34



(Sorted by Applicant)

Date of Report: **7/21/00**

The following Form 175 Applicants have been judged 'Acceptable' and have applied for the following licenses:


FCC Account #	Name	Waiver Requested							
0340316286	Linda Sue and Herschel Bruce Williamson								
The following License(s):									
BEA015-E	BEA015-EE	BEA015-F	BEA015-FF	BEA016-D	BEA016-DD	BEA016-E	BEA016-EE	BEA016-F	BEA016-FF
BEA017-D	BEA017-DD	BEA017-E	BEA017-EE	BEA017-F	BEA017-FF	BEA018-D	BEA018-DD	BEA018-E	BEA018-EE
BEA018-F	BEA018-FF	BEA019-D	BEA019-DD	BEA019-E	BEA019-EE	BEA019-F	BEA019-FF	BEA020-D	BEA020-DD
BEA020-E	BEA020-EE	BEA020-F	BEA020-FF	BEA021-D	BEA021-DD	BEA021-E	BEA021-EE	BEA021-F	BEA021-FF
BEA022-D	BEA022-DD	BEA022-E	BEA022-EE	BEA022-F	BEA022-FF	BEA023-D	BEA023-DD	BEA023-E	BEA023-EE
BEA023-F	BEA023-FF	BEA024-D	BEA024-DD	BEA024-E	BEA024-EE	BEA024-F	BEA024-FF	BEA025-D	BEA025-DD
BEA025-E	BEA025-EE	BEA025-F	BEA025-FF	BEA026-D	BEA026-DD	BEA026-E	BEA026-EE	BEA026-F	BEA026-FF
BEA027-D	BEA027-DD	BEA027-E	BEA027-EE	BEA027-F	BEA027-FF	BEA028-D	BEA028-DD	BEA028-E	BEA028-EE
BEA028-F	BEA028-FF	BEA029-D	BEA029-DD	BEA029-E	BEA029-EE	BEA029-F	BEA029-FF	BEA030-D	BEA030-DD
BEA030-E	BEA030-EE	BEA030-F	BEA030-FF	BEA031-D	BEA031-DD	BEA031-E	BEA031-EE	BEA031-F	BEA031-FF
BEA032-D	BEA032-DD	BEA032-E	BEA032-EE	BEA032-F	BEA032-FF	BEA033-D	BEA033-DD	BEA033-E	BEA033-EE
BEA033-F	BEA033-FF	BEA034-D	BEA034-DD	BEA034-E	BEA034-EE	BEA034-F	BEA034-FF	BEA035-D	BEA035-DD
BEA035-E	BEA035-EE	BEA035-F	BEA035-FF	BEA036-D	BEA036-DD	BEA036-E	BEA036-EE	BEA036-F	BEA036-FF
BEA037-D	BEA037-DD	BEA037-E	BEA037-EE	BEA037-F	BEA037-FF	BEA038-D	BEA038-DD	BEA038-E	BEA038-EE
BEA038-F	BEA038-FF	BEA039-D	BEA039-DD	BEA039-E	BEA039-EE	BEA039-F	BEA039-FF	BEA040-D	BEA040-DD
BEA040-E	BEA040-EE	BEA040-F	BEA040-FF	BEA041-D	BEA041-DD	BEA041-E	BEA041-EE	BEA041-F	BEA041-FF
BEA042-D	BEA042-DD	BEA042-E	BEA042-EE	BEA042-F	BEA042-FF	BEA043-D	BEA043-DD	BEA043-E	BEA043-EE
BEA043-F	BEA043-FF	BEA044-D	BEA044-DD	BEA044-E	BEA044-EE	BEA044-F	BEA044-FF	BEA045-D	BEA045-DD
BEA045-E	BEA045-EE	BEA045-F	BEA045-FF	BEA046-D	BEA046-DD	BEA046-E	BEA046-EE	BEA046-F	BEA046-FF
BEA047-D	BEA047-DD	BEA047-E	BEA047-EE	BEA047-F	BEA047-FF	BEA048-D	BEA048-DD	BEA048-E	BEA048-EE
BEA048-F	BEA048-FF	BEA049-D	BEA049-DD	BEA049-E	BEA049-EE	BEA049-F	BEA049-FF	BEA050-D	BEA050-DD
BEA050-E	BEA050-EE	BEA050-F	BEA050-FF	BEA051-D	BEA051-DD	BEA051-E	BEA051-EE	BEA051-F	BEA051-FF
BEA052-D	BEA052-DD	BEA052-E	BEA052-EE	BEA052-F	BEA052-FF	BEA053-D	BEA053-DD	BEA053-E	BEA053-EE
BEA053-F	BEA053-FF	BEA054-D	BEA054-DD	BEA054-E	BEA054-EE	BEA054-F	BEA054-FF	BEA055-D	BEA055-DD
BEA055-E	BEA055-EE	BEA055-F	BEA055-FF	BEA056-D	BEA056-DD	BEA056-E	BEA056-EE	BEA056-F	BEA056-FF
BEA057-D	BEA057-DD	BEA057-E	BEA057-EE	BEA057-F	BEA057-FF	BEA058-D	BEA058-DD	BEA058-E	BEA058-EE
BEA058-F	BEA058-FF	BEA059-D	BEA059-DD	BEA059-E	BEA059-EE	BEA059-F	BEA059-FF	BEA060-D	BEA060-DD
BEA060-E	BEA060-EE	BEA060-F	BEA060-FF	BEA061-D	BEA061-DD	BEA061-E	BEA061-EE	BEA061-F	BEA061-FF
BEA062-D	BEA062-DD	BEA062-E	BEA062-EE	BEA062-F	BEA062-FF	BEA063-D	BEA063-DD	BEA063-E	BEA063-EE
BEA063-F	BEA063-FF	BEA064-D	BEA064-DD	BEA064-E	BEA064-EE	BEA064-F	BEA064-FF	BEA065-D	BEA065-DD
BEA065-E	BEA065-EE	BEA065-F	BEA065-FF	BEA066-D	BEA066-DD	BEA066-E	BEA066-EE	BEA066-F	BEA066-FF
BEA067-D	BEA067-DD	BEA067-E	BEA067-EE	BEA067-F	BEA067-FF	BEA068-D	BEA068-DD	BEA068-E	BEA068-EE

FCC 800 MHz SMR General Category Auction

ATTACHMENT A

Form 175 Accepted List (Initial)

Auction ID: 34



(Sorted by Applicant)

Date of Report: 7/21/00

The following Form 175 Applicants have been judged 'Acceptable' and have applied for the following licenses:

FCC Account #	Name	Waiver Requested							
0340316286	Linda Sue and Herschel Bruce Williamson								
The following License(s):									
BEA068-F	BEA068-FF	BEA069-D	BEA069-DD	BEA069-E	BEA069-EE	BEA069-F	BEA069-FF	BEA070-D	BEA070-DD
BEA070-E	BEA070-EE	BEA070-F	BEA070-FF	BEA071-D	BEA071-DD	BEA071-E	BEA071-EE	BEA071-F	BEA071-FF
BEA072-D	BEA072-DD	BEA072-E	BEA072-EE	BEA072-F	BEA072-FF	BEA073-D	BEA073-DD	BEA073-E	BEA073-EE
BEA073-F	BEA073-FF	BEA074-D	BEA074-DD	BEA074-E	BEA074-EE	BEA074-F	BEA074-FF	BEA075-D	BEA075-DD
BEA075-E	BEA075-EE	BEA075-F	BEA075-FF	BEA076-D	BEA076-DD	BEA076-E	BEA076-EE	BEA076-F	BEA076-FF
BEA077-D	BEA077-DD	BEA077-E	BEA077-EE	BEA077-F	BEA077-FF	BEA078-D	BEA078-DD	BEA078-E	BEA078-EE
BEA078-F	BEA078-FF	BEA079-D	BEA079-DD	BEA079-E	BEA079-EE	BEA079-F	BEA079-FF	BEA080-D	BEA080-DD
BEA080-E	BEA080-EE	BEA080-F	BEA080-FF	BEA081-D	BEA081-DD	BEA081-E	BEA081-EE	BEA081-F	BEA081-FF
BEA082-D	BEA082-DD	BEA082-E	BEA082-EE	BEA082-F	BEA082-FF	BEA083-D	BEA083-DD	BEA083-E	BEA083-EE
BEA083-F	BEA083-FF	BEA084-D	BEA084-DD	BEA084-E	BEA084-EE	BEA084-F	BEA084-FF	BEA085-D	BEA085-DD
BEA085-E	BEA085-EE	BEA085-F	BEA085-FF	BEA086-D	BEA086-DD	BEA086-E	BEA086-EE	BEA086-F	BEA086-FF
BEA087-D	BEA087-DD	BEA087-E	BEA087-EE	BEA087-F	BEA087-FF	BEA088-D	BEA088-DD	BEA088-E	BEA088-EE
BEA088-F	BEA088-FF	BEA089-D	BEA089-DD	BEA089-E	BEA089-EE	BEA089-F	BEA089-FF	BEA090-D	BEA090-DD
BEA090-E	BEA090-EE	BEA090-F	BEA090-FF	BEA091-D	BEA091-DD	BEA091-E	BEA091-EE	BEA091-F	BEA091-FF
BEA092-D	BEA092-DD	BEA092-E	BEA092-EE	BEA092-F	BEA092-FF	BEA093-D	BEA093-DD	BEA093-E	BEA093-EE
BEA093-F	BEA093-FF	BEA094-D	BEA094-DD	BEA094-E	BEA094-EE	BEA094-F	BEA094-FF	BEA095-D	BEA095-DD
BEA095-E	BEA095-EE	BEA095-F	BEA095-FF	BEA096-D	BEA096-DD	BEA096-E	BEA096-EE	BEA096-F	BEA096-FF
BEA097-D	BEA097-DD	BEA097-E	BEA097-EE	BEA097-F	BEA097-FF	BEA098-D	BEA098-DD	BEA098-E	BEA098-EE
BEA098-F	BEA098-FF	BEA099-D	BEA099-DD	BEA099-E	BEA099-EE	BEA099-F	BEA099-FF	BEA100-D	BEA100-DD
BEA100-E	BEA100-EE	BEA100-F	BEA100-FF	BEA101-D	BEA101-DD	BEA101-E	BEA101-EE	BEA101-F	BEA101-FF
BEA102-D	BEA102-DD	BEA102-E	BEA102-EE	BEA102-F	BEA102-FF	BEA103-D	BEA103-DD	BEA103-E	BEA103-EE
BEA103-F	BEA103-FF	BEA104-D	BEA104-DD	BEA104-E	BEA104-EE	BEA104-F	BEA104-FF	BEA105-D	BEA105-DD
BEA105-E	BEA105-EE	BEA105-F	BEA105-FF	BEA106-D	BEA106-DD	BEA106-E	BEA106-EE	BEA106-F	BEA106-FF
BEA107-D	BEA107-DD	BEA107-E	BEA107-EE	BEA107-F	BEA107-FF	BEA108-D	BEA108-DD	BEA108-E	BEA108-EE
BEA108-F	BEA108-FF	BEA109-D	BEA109-DD	BEA109-E	BEA109-EE	BEA109-F	BEA109-FF	BEA110-D	BEA110-DD
BEA110-E	BEA110-EE	BEA110-F	BEA110-FF	BEA111-D	BEA111-DD	BEA111-E	BEA111-EE	BEA111-F	BEA111-FF
BEA112-D	BEA112-DD	BEA112-E	BEA112-EE	BEA112-F	BEA112-FF	BEA113-D	BEA113-DD	BEA113-E	BEA113-EE
BEA113-F	BEA113-FF	BEA114-D	BEA114-DD	BEA114-E	BEA114-EE	BEA114-F	BEA114-FF	BEA115-D	BEA115-DD
BEA115-E	BEA115-EE	BEA115-F	BEA115-FF	BEA116-D	BEA116-DD	BEA116-E	BEA116-EE	BEA116-F	BEA116-FF
BEA117-D	BEA117-DD	BEA117-E	BEA117-EE	BEA117-F	BEA117-FF	BEA118-D	BEA118-DD	BEA118-E	BEA118-EE
BEA118-F	BEA118-FF	BEA119-D	BEA119-DD	BEA119-E	BEA119-EE	BEA119-F	BEA119-FF	BEA120-D	BEA120-DD
BEA120-E	BEA120-EE	BEA120-F	BEA120-FF	BEA121-D	BEA121-DD	BEA121-E	BEA121-EE	BEA121-F	BEA121-FF

FCC 800 MHz SMR General Category Auction

ATTACHMENT A

Form 175 Accepted List (Initial)

Auction ID: 34



(Sorted by Applicant)

Date of Report: **7/21/00**

The following Form 175 Applicants have been judged 'Acceptable' and have applied for the following licenses:


FCC Account #	Name	Waiver Requested							
0340316286	Linda Sue and Herschel Bruce Williamson								
The following License(s):									
BEA122-D	BEA122-DD	BEA122-E	BEA122-EE	BEA122-F	BEA122-FF	BEA123-D	BEA123-DD	BEA123-E	BEA123-EE
BEA123-F	BEA123-FF	BEA124-D	BEA124-DD	BEA124-E	BEA124-EE	BEA124-F	BEA124-FF	BEA125-D	BEA125-DD
BEA125-E	BEA125-EE	BEA125-F	BEA125-FF	BEA126-D	BEA126-DD	BEA126-E	BEA126-EE	BEA126-F	BEA126-FF
BEA127-D	BEA127-DD	BEA127-E	BEA127-EE	BEA127-F	BEA127-FF	BEA128-D	BEA128-DD	BEA128-E	BEA128-EE
BEA128-F	BEA128-FF	BEA129-D	BEA129-DD	BEA129-E	BEA129-EE	BEA129-F	BEA129-FF	BEA130-D	BEA130-DD
BEA130-E	BEA130-EE	BEA130-F	BEA130-FF	BEA131-D	BEA131-DD	BEA131-E	BEA131-EE	BEA131-F	BEA131-FF
BEA132-D	BEA132-DD	BEA132-E	BEA132-EE	BEA132-F	BEA132-FF	BEA133-D	BEA133-DD	BEA133-E	BEA133-EE
BEA133-F	BEA133-FF	BEA134-D	BEA134-DD	BEA134-E	BEA134-EE	BEA134-F	BEA134-FF	BEA135-D	BEA135-DD
BEA135-E	BEA135-EE	BEA135-F	BEA135-FF	BEA136-D	BEA136-DD	BEA136-E	BEA136-EE	BEA136-F	BEA136-FF
BEA137-D	BEA137-DD	BEA137-E	BEA137-EE	BEA137-F	BEA137-FF	BEA138-D	BEA138-DD	BEA138-E	BEA138-EE
BEA138-F	BEA138-FF	BEA139-D	BEA139-DD	BEA139-E	BEA139-EE	BEA139-F	BEA139-FF	BEA140-D	BEA140-DD
BEA140-E	BEA140-EE	BEA140-F	BEA140-FF	BEA141-D	BEA141-DD	BEA141-E	BEA141-EE	BEA141-F	BEA141-FF
BEA142-D	BEA142-DD	BEA142-E	BEA142-EE	BEA142-F	BEA142-FF	BEA143-D	BEA143-DD	BEA143-E	BEA143-EE
BEA143-F	BEA143-FF	BEA144-D	BEA144-DD	BEA144-E	BEA144-EE	BEA144-F	BEA144-FF	BEA145-D	BEA145-DD
BEA145-E	BEA145-EE	BEA145-F	BEA145-FF	BEA146-D	BEA146-DD	BEA146-E	BEA146-EE	BEA146-F	BEA146-FF
BEA147-D	BEA147-DD	BEA147-E	BEA147-EE	BEA147-F	BEA147-FF	BEA148-D	BEA148-DD	BEA148-E	BEA148-EE
BEA148-F	BEA148-FF	BEA149-D	BEA149-DD	BEA149-E	BEA149-EE	BEA149-F	BEA149-FF	BEA150-D	BEA150-DD
BEA150-E	BEA150-EE	BEA150-F	BEA150-FF	BEA151-D	BEA151-DD	BEA151-E	BEA151-EE	BEA151-F	BEA151-FF
BEA152-D	BEA152-DD	BEA152-E	BEA152-EE	BEA152-F	BEA152-FF	BEA153-D	BEA153-DD	BEA153-E	BEA153-EE
BEA153-F	BEA153-FF	BEA154-D	BEA154-DD	BEA154-E	BEA154-EE	BEA154-F	BEA154-FF	BEA155-D	BEA155-DD
BEA155-E	BEA155-EE	BEA155-F	BEA155-FF	BEA156-D	BEA156-DD	BEA156-E	BEA156-EE	BEA156-F	BEA156-FF
BEA157-D	BEA157-DD	BEA157-E	BEA157-EE	BEA157-F	BEA157-FF	BEA158-D	BEA158-DD	BEA158-E	BEA158-EE
BEA158-F	BEA158-FF	BEA159-D	BEA159-DD	BEA159-E	BEA159-EE	BEA159-F	BEA159-FF	BEA160-D	BEA160-DD
BEA160-E	BEA160-EE	BEA160-F	BEA160-FF	BEA161-D	BEA161-DD	BEA161-E	BEA161-EE	BEA161-F	BEA161-FF
BEA162-D	BEA162-DD	BEA162-E	BEA162-EE	BEA162-F	BEA162-FF	BEA163-D	BEA163-DD	BEA163-E	BEA163-EE
BEA163-F	BEA163-FF	BEA164-D	BEA164-DD	BEA164-E	BEA164-EE	BEA164-F	BEA164-FF	BEA165-D	BEA165-DD
BEA165-E	BEA165-EE	BEA165-F	BEA165-FF	BEA166-D	BEA166-DD	BEA166-E	BEA166-EE	BEA166-F	BEA166-FF
BEA167-D	BEA167-DD	BEA167-E	BEA167-EE	BEA167-F	BEA167-FF	BEA168-D	BEA168-DD	BEA168-E	BEA168-EE
BEA168-F	BEA168-FF	BEA169-D	BEA169-DD	BEA169-E	BEA169-EE	BEA169-F	BEA169-FF	BEA170-D	BEA170-DD
BEA170-E	BEA170-EE	BEA170-F	BEA170-FF	BEA171-D	BEA171-DD	BEA171-E	BEA171-EE	BEA171-F	BEA171-FF
BEA172-D	BEA172-DD	BEA172-E	BEA172-EE	BEA172-F	BEA172-FF	BEA173-D	BEA173-DD	BEA173-E	BEA173-EE
BEA173-F	BEA173-FF	BEA174-D	BEA174-DD	BEA174-E	BEA174-EE	BEA174-F	BEA174-FF	BEA175-D	BEA175-DD

FCC 800 MHz SMR General Category Auction

ATTACHMENT A

Form 175 Accepted List (Initial)

Auction ID: 34



(Sorted by Applicant)

Date of Report: **7/21/00**

The following Form 175 Applicants have been judged 'Acceptable' and have applied for the following licenses:

FCC Account #	Name	Waiver Requested
0340316286	Linda Sue and Herschel Bruce Williamson	
The following License(s):		
BEA175-E	BEA175-EE	BEA175-F BEA175-FF
0341431182	MilkyWay Data Services, Inc.	
The following License(s):		
ALL		
0340805453	Pacific Wireless Technologies, Inc.	
The following License(s):		
ALL A		
BEA115-D	BEA115-DD	BEA115-E BEA115-EE BEA115-F BEA115-FF
BEA127-D	BEA127-DD	BEA127-E BEA127-EE
BEA127-F	BEA127-FF	BEA128-D BEA128-DD BEA128-E BEA128-EE BEA128-F BEA128-FF
BEA129-D	BEA129-DD	BEA129-E BEA129-EE
BEA129-E	BEA129-EE	BEA129-F BEA129-FF
BEA130-D	BEA130-DD	BEA130-E BEA130-EE
BEA131-D	BEA131-DD	BEA131-E BEA131-EE
BEA131-F	BEA131-FF	BEA132-D BEA132-DD
BEA132-D	BEA132-DD	BEA132-E BEA132-EE
BEA132-F	BEA132-FF	BEA133-D BEA133-DD BEA133-E BEA133-EE
BEA133-F	BEA133-FF	BEA134-D BEA134-DD
BEA134-E	BEA134-EE	BEA134-F BEA134-FF
BEA135-D	BEA135-DD	BEA135-E BEA135-EE
BEA135-F	BEA135-FF	BEA136-D BEA136-DD
BEA136-D	BEA136-DD	BEA136-E BEA136-EE
BEA136-F	BEA136-FF	BEA137-D BEA137-DD
BEA137-D	BEA137-DD	BEA137-E BEA137-EE
BEA137-F	BEA137-FF	BEA138-D BEA138-DD
BEA138-E	BEA138-EE	BEA138-F BEA138-FF
BEA139-D	BEA139-DD	BEA139-E BEA139-EE
BEA139-E	BEA139-EE	BEA139-F BEA139-FF
BEA140-D	BEA140-DD	BEA140-E BEA140-EE
BEA140-F	BEA140-FF	BEA141-D BEA141-DD
BEA141-D	BEA141-DD	BEA141-E BEA141-EE
BEA141-F	BEA141-FF	BEA142-D BEA142-DD
BEA142-D	BEA142-DD	BEA142-E BEA142-EE
BEA142-F	BEA142-FF	BEA143-D BEA143-DD
BEA143-E	BEA143-EE	BEA143-F BEA143-FF
BEA144-D	BEA144-DD	BEA144-E BEA144-EE
BEA144-E	BEA144-EE	BEA144-F BEA144-FF
BEA145-D	BEA145-DD	BEA145-E BEA145-EE
BEA145-F	BEA145-FF	BEA146-D BEA146-DD
BEA146-D	BEA146-DD	BEA146-E BEA146-EE
BEA146-F	BEA146-FF	BEA147-D BEA147-DD
BEA147-D	BEA147-DD	BEA147-E BEA147-EE
BEA147-F	BEA147-FF	BEA148-D BEA148-DD
BEA148-E	BEA148-EE	BEA148-F BEA148-FF
BEA149-D	BEA149-DD	BEA149-E BEA149-EE
BEA149-E	BEA149-EE	BEA149-F BEA149-FF
BEA150-D	BEA150-DD	BEA150-E BEA150-EE
BEA150-F	BEA150-FF	BEA151-D BEA151-DD
BEA151-D	BEA151-DD	BEA151-E BEA151-EE
BEA151-F	BEA151-FF	BEA152-D BEA152-DD
BEA152-D	BEA152-DD	BEA152-E BEA152-EE
BEA152-F	BEA152-FF	BEA153-D BEA153-DD
BEA153-E	BEA153-EE	BEA153-F BEA153-FF
BEA154-D	BEA154-DD	BEA154-E BEA154-EE
BEA154-E	BEA154-EE	BEA154-F BEA154-FF
BEA155-D	BEA155-DD	BEA155-E BEA155-EE
BEA155-F	BEA155-FF	BEA156-D BEA156-DD
BEA156-D	BEA156-DD	BEA156-E BEA156-EE
BEA156-F	BEA156-FF	BEA157-D BEA157-DD
BEA157-D	BEA157-DD	BEA157-E BEA157-EE
BEA157-F	BEA157-FF	BEA158-D BEA158-DD
BEA158-E	BEA158-EE	BEA158-F BEA158-FF
BEA159-D	BEA159-DD	BEA159-E BEA159-EE
BEA159-E	BEA159-EE	BEA159-F BEA159-FF
BEA160-D	BEA160-DD	BEA160-E BEA160-EE
BEA160-F	BEA160-FF	BEA161-D BEA161-DD
BEA161-D	BEA161-DD	BEA161-E BEA161-EE
BEA161-F	BEA161-FF	BEA162-D BEA162-DD
BEA162-D	BEA162-DD	BEA162-E BEA162-EE
BEA162-F	BEA162-FF	BEA163-D BEA163-DD
BEA163-E	BEA163-EE	BEA163-F BEA163-FF
BEA164-D	BEA164-DD	BEA164-E BEA164-EE
BEA164-E	BEA164-EE	BEA164-F BEA164-FF
BEA165-D	BEA165-DD	BEA165-E BEA165-EE
BEA165-F	BEA165-FF	

FCC 800 MHz SMR General Category Auction

ATTACHMENT A

Form 175 Accepted List (Initial)

Auction ID: 34



(Sorted by Applicant)

Date of Report: 7/21/00

The following Form 175 Applicants have been judged 'Acceptable' and have applied for the following licenses:

FCC Account #	Name	Waiver Requested
0340805453	Pacific Wireless Technologies, Inc.	
The following License(s):		
BEA166-D	BEA166-DD	BEA166-E
BEA166-EE	BEA166-F	BEA166-FF
BEA167-D	BEA167-DD	BEA167-E
BEA167-EE	BEA167-F	BEA167-FF
BEA168-D	BEA168-DD	BEA168-E
BEA168-EE	BEA168-F	BEA168-FF
BEA169-D	BEA169-DD	BEA169-E
BEA169-EE	BEA169-F	BEA169-FF
BEA170-D	BEA170-DD	BEA170-E
BEA170-EE	BEA170-F	BEA170-FF
BEA171-D	BEA171-DD	BEA171-E
BEA171-EE	BEA171-F	BEA171-FF
BEA172-D	BEA172-DD	BEA172-E
BEA172-EE	BEA172-F	BEA172-FF

0341153388 Southern Communications Services, Inc

The following License(s):

ALL

0341658169 SUPREME RADIO COMMUNICATIONS, INC.

The following License(s):

BEA101-D BEA101-DD BEA101-E BEA101-EE BEA101-F BEA101-FF BEA102-D BEA102-DD BEA102-E BEA102-EE
BEA102-F BEA102-FF BEA103-D BEA103-DD BEA103-E BEA103-EE BEA103-F BEA103-FF

0341055115 Western Communications, Inc.

The following License(s):

ALL

0340936327 Winsome Paging Inc.

The following License(s):

ALL

FCC 800 MHz SMR General Category Auction

ATTACHMENT B

Form 175 Incomplete List (Initial)

Auction ID: 34



(Sorted by Applicant)

Date of Report: 7/21/00

The following entries have been found to be deficient in completing their Form 175 for the following reasons:

FCC Account #	Name	Error Description	Waiver Requested
0341833066	Alpha Wireless Communications Co.	Invalid Attachments	
0341333186	Capital Digitronics, Inc.	Invalid Attachments	
0341532147	Choice Phone LLC	Invalid Attachments	
0341000492	Communication Specialists Inc.	Invalid Attachments	
0341657023	Communications Equipment, Inc.	Invalid Attachments	
0341515013	Florida SMR Partners	Invalid Attachments	
0341202199	Hawaiian Wireless, Inc.	Invalid Attachments	
0341633147	High Tech Communication Services, Inc	Invalid Attachments	
0341713381	Island SMR, Inc.	Invalid Attachments	
0341737313	Mobile Relay Associates	Invalid Attachments	
0341741318	Motient Communications Company	Invalid Attachments	

FCC 800 MHz SMR General Category Auction

ATTACHMENT B

Form 175 Incomplete List (Initial)

Auction ID: 34



(Sorted by Applicant)

Date of Report: 7/21/00

The following entries have been found to be deficient in completing their Form 175 for the following reasons:

FCC Account #	Name	Error Description	Waiver Requested
0341215027	Nevada Wireless LLC	Invalid Attachments	
0341142202	Nextel Spectrum Acquisition Corp.	Invalid Attachments	
0341645496	North Sight Communications, Inc.	Invalid Attachments	
0341843435	Preferred Acquisitions Inc	Invalid Attachments	
0341242196	Silver Palm Communications, Inc.	Invalid Attachments	
0341352122	Southern Media, Inc.	Invalid Attachments	
0341353203	Stateline Broadcasting, Inc	Invalid Attachments	
0341615217	Stone's Mobile Radio, Inc.	Invalid Attachments	

ATTACHMENT C

ELECTRONIC FILING AND REVIEW OF THE FCC FORM 175

Applicants must submit their FCC Form 175 applications electronically, using either the FCC Auctions System page on the Internet or the Commission's remote access system. The remote access system will generally be available 24 hours per day. FCC Form 175 applications must be resubmitted and confirmed by **6:00 p.m. ET on Monday, July 31, 2000**. Late resubmissions will not be accepted.

The electronic filing process consists of an initial filing period and a resubmission period to make minor corrections. During this resubmission window, applications may be updated and amended multiple times until the filing deadline.

A. Minimum Hardware and Software Requirements

Applicants will need to meet the following minimum hardware and software requirements:

1. Minimum Hardware Requirements

- CPU: Intel Pentium
- RAM: 16 MB (more recommended if you have multiple applications open)
- Modem: 28.8 Kbps Hayes compatible modem or faster (recommend 56.6 Kbps)
- Monitor: VGA or above
- Mouse or other pointing device

2. Minimum Software Requirements

- Operating System: Microsoft Windows 95 or 98
- Web Browser: Netscape Communicator 4.73 is recommended. However, you can also use Netscape Communicator 4.5, 4.51, 4.61, 4.7, or 4.72 (Internet web browser software).

Note: To download Netscape Communicator 4.73 free of charge, access the Netscape download site at <http://home.netscape.com/download/>

- PDF Viewer: Adobe Acrobat Reader 3.0 or higher (available at <http://www.adobe.com>)
- If you wish to use the download feature in the Form 175 Review, you will need a .tar file extraction utility, e.g., Winzip (available at <http://www.winzip.com>) or Pkzip for Windows (available at <http://www.pkware.com/download.html>).

B. Resubmitting FCC Form 175 Applications

You can resubmit FCC Form 175 applications electronically via the Internet. Start your Netscape Web browser. In your browser's *Location* field, enter ***http://wtbwww15.fcc.gov*** and then click **175 Submit**.

Note: If you have problems with the Internet, you may submit FCC Form 175 applications via the FCC Wide-Area Network, using Dial-Up Networking. For details, refer to the *Accessing the FCC Network to File FCC Form 175* attachment.

When uploading attachments in FCC Form 175 Submission, applicants may use a variety of file formats -- including Word 97 or earlier, WordPerfect 6.x or earlier, Adobe PDF, and ASCII text - - and should verify that the files contain all exhibit information. Graphics file uploads (e.g., .bmp, .tiff, .jpg) and spreadsheets (e.g., Excel, Lotus) are not supported, and graphics images should not be imported into any word processing files that are uploaded. ***Do not upload a password-protected file. The FCC system will not be able to open it or convert it.***

After you upload an attachment and it has been converted, check to see if it converted properly by selecting the PDF filename in the rightmost column. The conversion process generally completes within thirty minutes. If you are unable to read this file after it has been converted, please do the following:

1. Re-upload the attachment.
2. If the file still has not converted properly, then simplify the formatting of the file.

For example, if you are using a Table structure in a WordPerfect document, remove the Table structure and leave the contents of the table, then re-upload the attachment.

After you have successfully re-uploaded an attachment, please delete the old, unreadable attachment files.

During the resubmission filing period, submitted applications may be updated and amended multiple times until the filing deadline.

C. Reviewing FCC Form 175 Applications

Once the FCC has completed the 175 Review process, you can review FCC Form 175 applications electronically via the Internet. Start your Netscape Web browser. In your browser's *Location* field, enter ***http://wtbwww15.fcc.gov*** and then click **175 Review**.

D. Help

For technical assistance with installing or using FCC software, contact the FCC Technical Support Hotline at (202) 414-1250 (V) or (202) 414-1255 (TTY). The FCC Technical Support Hotline is generally available Monday through Friday from 7 a.m. to 10 p.m. ET, Saturday from 8 a.m. to 7 p.m. ET, and Sunday from 12 p.m. to 6 p.m. ET. *All calls to the FCC Technical Support Hotline are recorded.*

ATTACHMENT D

ACCESSING THE FCC NETWORK TO FILE FCC FORM 175

This attachment describes how to access the FCC Network from a system that is running the Microsoft Windows 95 or Microsoft Windows 98 operating system. This involves configuring dial-up network access and then performing the dial-up procedure.

Note: Dial-up access to the FCC Network is *not* required to submit or review FCC Form 175 applications. You can perform those functions from the Internet, by entering location *<http://wtbwww15.fcc.gov/>* on your Netscape Web browser and clicking the **175 Submit** or **175 Review** button, respectively. For more details, refer to the *Electronic Filing and Review of the FCC Form 175* attachment.

Conventions

The instructions in this section use the following typographical conventions:

- bold** Represents objects on the screen that you click with the mouse pointer, including buttons, Internet links, icons, tabs, menu items (e.g., **Cancel** button, **Auctions** link, **Save** option in the File menu).
- italic* Represents field names or areas of a screen (e.g., *Applicant* field, *Selected Licenses* area of a screen).
- bold italic*** Represents characters that you must type exactly as they appear in the instructions. For example, if you are instructed to type *<http://wtbwww15.fcc.gov/>*, you should type all of the characters shown in bold italic exactly as they are printed.

SMALL CAPS Represents keys on the keyboard (e.g., ENTER, CTRL, ESC).

Note: Throughout these instructions, “enter” means to type the appropriate information and then press the ENTER key.

A. Accessing the FCC Network to Submit FCC Form 175 Applications

The following section provides the instructions for configuring the dial-up network access in preparation for submitting FCC Form 175 applications. The subsequent section gives the dial-up procedure.

1. Configuring Dial-Up Networking

1. To start dial-up networking:
 - a. Click the Windows 95/98 **Start** button.
 - b. Click the **Programs** option to display the Programs menu.
 - c. Click the **Accessories** option to display the Accessories menu.
 - d. In Windows 95, click **Dial-Up Networking**.
In Windows 98, click **Communications**, then **Dial-Up Networking**.

If **Dial-Up Networking** is not an option on your Accessories menu, you should install it from your Windows 95/98 CD or diskettes.

2. When the Dial-Up Networking window appears, double-click the **Make New Connection** icon.

The Make New Connection window appears.

3. Type **FCC Auctions 877#** in the field titled *Type a name for the computer you are dialing*.
4. In Windows 95, click the down arrow at the right of the *Select a modem* field and select your modem from the menu of available modems.

In Windows 98, click the down arrow at the right of the *Select a device* field and select your modem from the menu of available devices.

If your modem does not appear on this list, you must install your modem driver according to the modem manufacturer installation procedures, which are usually described in your modem's user manual.

5. Click the **Next** button.
6. Type **877** and **844-2788** in the *Area Code* and *Telephone Number* fields, respectively.

If you need to dial 9 or some other digit to get an outside line, include that digit in the *Area Code* field. For example, you might type **9, 1 877** in this field.

7. Verify that the correct country is selected in the *Country code* field.

If necessary, click the down arrow at the right of the *Country code* field and select the appropriate country from the menu of available countries.

8. Click the **Next** button.

9. Click the **Finish** button.

An icon labeled *FCC Auctions 877#* appears in the Dial-Up Networking window.

10. Verify that properties are configured correctly before attempting a dial-up session. Put the mouse pointer on the icon and click the **right** mouse button to display a menu. Click **Properties** from the menu.

11. Click the **Configure** button. Click the **Options** tab at the top of the Properties window.

12. In the *Connection control* area of the Options tab, verify that *neither* option is selected. If either option is selected, click the check box at the left of the option to deselect it. Then click **OK**.

13. In Windows 95, click the **Server Type...** button.

In Windows 98, click the **Server Types** tab at the top of the Properties window.

14. In the *Advanced Options* area, verify that **only** *Enable software compression* is selected. If it is not selected, click the check box at the left of the option to select it. If either of the other options is selected, click the check box to deselect it.

15. In the *Allowed Network Protocols* area, **verify that only TCP/IP is selected**.

If it is not selected, click the check box at the left of the option to select it. If either of the other options is selected, click the check box to deselect it.

16. Click the **TCP/IP Settings** button. On the TCP/IP Settings window, select *Server assigned IP addresses* at the top and select *Specify name server addresses* midway down the window.

17. Type **165.135.79.95** as the Primary DNS and **165.135.241.149** as the Secondary DNS. Ensure that these two options are checked:

- Use IP header compression
- Use default gateway or remote network

18. Click **OK** on the *TCP/IP Settings* window and the *Server Type* window.

19. Close the *Dial-Up Networking* window.

20. a. Click the Windows 95/98 **Start** button, then click the **Settings** option to display the Settings menu.

b. Click **Control Panel** and then double-click the **Network** icon.

- c. Highlight the *TCP/IP Protocol* and click **Properties**. If there are multiple TCP/IP protocols, highlight *TCP/IP --> Dial-Up Adapter* and click **Properties**.

In a Windows 98 environment, a confirmation dialog appears. Read the information on the dialog, then click the **OK** button.

- d. Click the **DNS Configuration** tab and then click the **Enable DNS** radio button at the top.
- e. Type *bidder* in the *Host* box and type *fcc.gov* in the *Domain* box.

Note: You are limited to three DNS entries. If you already have three DNS entries, you must delete two of them before performing the next two steps. To do this, click the first entry you want to delete and click the **Remove** button. Then click the second entry you want to delete and click the **Remove** button again.

- f. Type *165.135.79.95* in the DNS Server Search Order box and click the **Add** button.
- g. Type *165.135.241.149* in the DNS Server Search Order box and click **Add** again.
- h. Click **OK** on the TCP/IP Properties windows, then click **OK** on the Network windows.

If you are prompted to restart your computer, click **Yes** to restart, then begin the Dial-Up Procedure.

2. Dial-Up Procedure

1. If the Dial-Up Networking window is not currently open, do the following:
 - a. Click the Windows 95/98 **Start** button.
 - b. Click the **Programs** option to display the Programs menu.
 - c. Click the **Accessories** option to display the Accessories menu.
 - d. In Windows 95, click **Dial-Up Networking**
In Windows 98, click **Communications**, then **Dial-Up Networking**.

The Dial-Up Networking window appears.

2. In the Dial-Up Networking window, double-click the **FCC Auctions 877#** icon.
3. Click the **Connect** button on the window. *Do not enter User name or Password.*

The Connection window appears, indicating the status of your connection as your modem dials into the system. This window must remain running during your dial-up session. You may minimize the window, if you wish.

If your modem fails to establish a connection, please see the *Troubleshooting* section.

B. Submitting FCC Form 175 Applications

After you have connected to the FCC Network, start your Netscape Web browser. In your browser's *Location* field, enter ***http://wtbwww15.fcc.gov*** (primary location) or ***http://wtbwww34.fcc.gov*** (secondary location) and then click **175 Submit**.

Note: The *wtbwww34* location can only be accessed through dial-up networking; it cannot be accessed through the Internet.

When uploading attachments in FCC Form 175 Submission, applicants may use a variety of file formats -- including Word 97 or earlier, WordPerfect 6.x or earlier, Adobe PDF, and ASCII text - - and should verify that the files contain all exhibit information. Graphics file uploads (e.g., *.bmp*, *.tiff*, *.jpg*) and spreadsheets (e.g., Excel, Lotus) are not supported, and graphics images should not be imported into any word processing files that are uploaded. ***Do not upload a password-protected file. The FCC system will not be able to open it or convert it.***

After you upload an attachment and it has been converted, check to see if it converted properly by selecting the PDF filename in the rightmost column. The conversion process generally completes within thirty minutes. If you are unable to read this file after it has been converted, please do the following:

1. Re-upload the attachment.
2. If the file still has not converted properly, then simplify the formatting of the file.

For example, if you are using a Table structure in a WordPerfect document, remove the Table structure and leave the contents of the table, then re-upload the attachment.

After you have successfully re-uploaded an attachment, please delete the old, unreadable attachment files.

During the resubmission filing period, submitted applications may be updated and amended multiple times until the filing deadline.

When you have finished, exit your Web browser; then click the **Disconnect** button on the Connection window to end your dial-up session.

C. Removing the Dial-Up Networking Service

Once you have finished using the dial-up networking service, you can remove it from your computer, as follows:

1. Click the Windows 95/98 **Start** button, then click the **Settings** option to display the Settings menu.
2. Click **Control Panel** and then double-click the **Network** icon.
3. Highlight the *TCP/IP Protocol* and click **Properties**. If there are multiple TCP/IP protocols, highlight *TCP/IP --> Dial-Up Adapter* and click **Properties**.

In a Windows 98 environment, a confirmation dialog appears. Read the information on the dialog, then click the **OK** button.

4. Click the **DNS Configuration** tab.
5. Click the DNS Server Search Order box containing *165.135.79.95* to select it, then click the **Remove** button.
6. Similarly, click the DNS Server Search Order box containing *165.135.241.149* to select it, then click the **Remove** button.
7. Click **OK** on the TCP/IP Properties windows, then click **OK** on the Network windows.
8. If you are prompted to restart your computer, click **Yes** to restart.
9. Remove the **FCC Auctions 877#** icon from your desktop. That is, click the icon with your *right* mouse button and then click the **Delete** option in the pull-down menu.

D. Troubleshooting

Following are problems you may encounter and possible solutions for resolving or isolating them.

1. Modem does not respond

1. Confirm that all physical connections for the modem are present.
2. Confirm that the phone line is active by connecting it to a telephone and checking for a dial-tone.
3. Confirm that the correct modem driver is installed for your modem.

2. Modem dials but does not connect

1. Confirm that the number the modem is dialing is correct.
2. Confirm that the modem prefix, if any, is correct.

Using a Backup Dial-In Number. If the number and prefix are correct, the 877 number being dialed may be experiencing problems. In this case, you can reconfigure the dial-up software using an alternate dial-in number, which is also toll-free. To use the backup number, perform the *Configuring Dial-Up Networking* procedure again, but this time make the following changes:

- In Step 3, type **FCC Auctions 800#** in the field titled *Type a name for the computer you are dialing*.
- In Step 6, type **800** and **378-7435** in the *Area Code* and *Telephone Number* fields, respectively.
- In Step 17, type **165.135.241.149** as the Primary DNS.
- In Step 20f, type **165.135.241.149** in the DNS Server Search Order box.

3. Modem dials and connects, but nothing appears when you enter the Location in the Web browser

1. Verify the Dial-Up Networking settings specified in the *Configuring Dial-Up Networking* section.
2. Confirm that your Web browser is not using proxies:
 - a) On your browser, click the **Preferences** option in the Edit menu.
 - b) In the Category area at the left, double-click **Advanced**.
 - c) Click the Advanced structure's **Proxies** option.
 - d) Click the radio button labeled **Direct connection to the Internet**.
 - e) Click the **OK** button at the bottom of the window.

4. Receive an Internal Server error in the Web browser

1. Confirm that the *Location* is set to ***http://wtbwww15.fcc.gov*** or ***http://wtbwww34.fcc.gov***
2. On your browser, click the **Preferences** option in the Edit menu. In the Category area at the left, double-click **Advanced**. In the area at the top, confirm that *Enable Java* and *Enable JavaScript* are selected. In the Cookies area, confirm that *Accept all cookies* is selected.

E. Help

For technical assistance with installing or using FCC software, contact the FCC Technical Support Hotline at (202) 414-1250 (V) or (202) 414-1255 (TTY). The FCC Technical Support Hotline is generally available Monday through Friday from 7 a.m. to 10 p.m. ET, Saturday from 8 a.m. to 7 p.m. ET, and Sunday from 12 p.m. to 6 p.m. ET. *All calls to the FCC Technical Support Hotline are recorded.*